



HILLSIDE
CHRISTIAN COLLEGE

ONLINE LEARNING HOME GUIDE

PRIMARY

COVID-19 March 2020

May the Lord give you Peace

“The Lord bless you and keep you, the Lord
make his face shine on you and be
gracious to you; the Lord turn his face
towards you and give you peace.”

Number 6:24-26

ONLINE LEARNING 2020

Overview

HillSide has now officially transitioned to its new way of operating given the COVID-19 situation across the world. We officially transferred to on-site/off-site simultaneous education on Monday 30th March 2020.

Those at home and school will complete the same learning, following the same new timetable. All students working from home have a ‘take home’ pack with hard copies of everything they need.

All students are asked to follow the new timetable on SEQTA ENGAGE (hard copy provided in pack) that keeps to our regular school times. Following this timetable will help students to transition back to regular school timings when regular on-site school returns to normal. School will start at normal time at 8.40am (8.50 for Kindy) and will keep to normal recess and lunch breaks.

The new timetable means formal learning can be finished by 1.20pm. Parents are then asked to decide if the ‘school day’ is then finished or if they will utilise the ‘Optional Extras’ programme on SEQTA ENGAGE for further activities.

The new timetable and learning will cover key learning and components of the SCSA curriculum for all our students. The Optional Extras programme supports the learning further in curriculum areas. Please do not worry about any gaps in your child’s learning that may occur because of the new system. All schools will be planning to cover any gaps in children’s learning once the school system returns to normal.

SEQTA ENGAGE and Seesaw

For Kindy to Year 6 students, lessons will be outlined in detail on SEQTA ENGAGE, with support detail and further information on Seesaw. All students will be expected to send in a photo or scan of their work at the end of each lesson to show they are working, and for teachers to be able to mark and monitor learning via Seesaw. * Please note that the week of Monday 30st – Friday 3rd April will be a ‘trial’ week, so limited detail on these platforms will be given. This will help you get used to the system and will help us sort out any issues or problems.

School Holidays

School holidays will be longer (from **Monday 6th April – Tuesday 28th April**) and as such, formal learning will stop on Friday 3rd and we ask that you do not use the packs in these three weeks.

Formal learning will then start again on Wednesday 29th April with both SEQTA ENGAGE and Seesaw being used in full.

Expectations for Students & Parents

Parents

Parents will need to login to SEQTA ENGAGE regularly throughout the day to see what students need to do in each lesson. They also need to work with their child to see what else is available to support the lesson in SEESAW. Staff will monitor photos and scans being sent in, so it is important that parents ensure this is happening.

Parents can contact staff for help and to communicate via *Direct Messages* in SEQTA only (no emails please). This enables staff to be able to have a manageable number of online platforms to monitor and maintain. Staff will aim to reply as quickly as possible on the same day.

Students

Students are expected to ask parents for support to understand the requirements of each lesson and then to complete each activity entirely to the best of their ability. At the end of every lesson on the timetable, students are expected to send in either a scan or photo of their work via SEESAW. Please note, students (especially younger students) may need help with this.

If students need help, they are expected to first seek help from a responsible adult or support person at home, and to then ask the teacher for help via SEESAW if they still need support. Staff will aim to reply as quickly as possible, on the same day, and will make it a priority to respond to students first. They will also, where possible, give feedback to students via SEESAW.

If any of the above communication avenues (Direct Messages and SEESAW) do not work, then parents are asked to email their request to admin@hillside.wa.edu.au so we can direct enquiry to the correct staff member to help you as soon as possible. Please also see the Handbooks provided on the website.

Website Updates

Please refer to the detailed information regarding these programs and all College related updates on our COVID-19 tab on the website.

Portal Help

If you are in need of assistance regarding Seesaw or SEQTA ENGAGE please contact our IT support through this email: portalhelp@hillside.wa.edu.au

Pastoral Care

We understand that this may be a stressful time for families and there will be challenges when learning online. We want our families to know that our Chaplains are here for you to provide pastoral support and seek ways to maintain our community spirit and sense of belonging. If you have not already become a member of your class room Facebook page, we encourage you to do so. Our Chaplains will be making regular posts.

Our Chaplains can be contacted through email: chaplaincy@hillside.wa.edu.au

During these challenging times there are so many avenues to be encouraged in your faith, here are a few suggestions:

- Online devotions for kids such as: <https://www.youtube.com/watch?v=e4ycQ3BaprA>
- Spending time listening to Praise and Worship
- Tune in to Christian radio such as: Sonshine fm, Vision Christian Radio, Inspire Radio
- Bible Gateway – be inspired with passages to read
- Hillside Church <https://www.hillside.org.au> (including the HillSide Church Community Outreach)



HOME LEARNING GUIDE



Primary Student



Stick to the school timetable (including recess and lunch).



Find a good place to work from that is quite, comfortable and has everything you need.



Check with your parent or guardian about what to do in each lesson.



Do all your work the best you can and send in your scan or photo of your work when it is done so we can see it.



Ask your teachers for help (send a video message or type a message on Seesaw) instead of getting stuck.



Use our school rules and standards at home to show your self-control and amazing work habits.



Find ways to talk to your friends and chat regularly.



Take breaks, eat healthy and find your daily 30 of physical activity and log it in your book.




Don't get stressed – you can talk to our Chaplains, teachers and Mrs Marr.


Trust God – He is always with you
















Student Timetables

We are providing several copies of your child's school timetable to take home. The Primary timetable will be found on SEQTA ENGAGE in 'Timetable' on the sidebar.



MY SCHOOL TIME TABLE



TIME	MONDAY	TUESDAY	WEDNESDAY	THURSDAY	FRIDAY
8.40-9.10 (30 Minutes)	Connect lesson	Reading Comp	Remote Assembly (15 mins) * tbc	Grammar	Spelling Test (10 mins)
9.10-9.50 (40 minutes)					
9.50-10.10 (20 minutes)					
10.10-10.30 (20 minutes)	English Project	English Project	English Project	English Project	English Project
10.30-10.55	MORNING TEA TIME				
10.55-11.25 (30 minutes)					
11.25-12.05 (40 minutes)	Science	Japanese (20 mins) Music (20 mins)	Technologies	HASS	Health
12.05-12.35 (30 minutes)	Phys Ed 30 min a day (log)	Phys Ed 30 min a day (log)	Phys Ed 30 min a day (log)	Phys Ed 30 min a day (log)	Phys Ed 30 min a day (log)
12.35-1.20	LUNCH & PLAY TIME				
1.20 pm +	Off-site learning – parents choose to either end learning day or complete any finishing off/optional extras' activities On-site learning – teachers choose finishing off or optional extras activities				

Frequently Asked Questions (FAQ)

We have compiled a list of FAQ, they are also found on our College website and we will be updating this list as we answer further questions which we know will assist all families.

Contact details during this season of online learning

When the College office is closed – families will be notified.

The College website has a COVID-19 Update tab which will hold all current and relevant information.

You may contact us this way:

College office phone (during normal business hours): 9453 2644

College office email: admin@hillside.wa.edu.au

Primary parents are to use 'Direct Message' to contact teachers through SEQTA ENGAGE (no emails)

Primary students are to message or send a video to their teacher through Seesaw



HOME LEARNING GUIDE



Primary Parent

Establish a good routine and expectations for your child/ren; stick to the school timetable, including breaks, so they can transition back easily when schools re-open.

Set up a comfortable, organised, quiet shared space for your child to learn.

Check SEQTA and Seesaw regularly in a day so you know what your child needs to do.

Remember to help your child to scan work/take a photo and submit your child's work using Seesaw at the end of each lesson.

Communicate when needed with the class teacher via Direct Message in SEQTA (only use this avenue of communication).

Ask the students to follow the school rules and standards at home to keep continuity of expectations and behaviour for when they transition back.

Encourage your child to take breaks, eat healthy and make sure they get their daily 30 of physical activity and fill in their log book.

Encourage your child to find ways to talk to their friends and chat regularly.

Be mindful of your child's wellbeing; check in with them about concerns or challenges and help them contact staff for help.

Monitor on-line time carefully.

School Standards

While working from home we expect that our students will uphold our College standards and we have included them in this guide for you to reflect on with your children at home.



HillSide College Standards

As members of HillSide Christian College:

1. We strive to treat others how Jesus Christ would treat others and include others, not exclude.
2. We strive to show first-time obedience in full and to exercise self-control.
3. We strive to be quiet and show whole body listening when an adult or staff member is talking.
4. We strive to use manners at all times (please, thank you, excuse me).
5. We strive to treat each other with love and respect in our words and actions. We do not swear, are not physical with others and we will not talk back/argue with adults.
6. We strive to raise our hands and wait to be called upon. We use the interrupt rule and do not call out.
7. We strive to do our best and to work neatly by ruling up pages and not scribbling, being messy or drawing on our work.
8. We strive to enter a room with composure and respect (one at a time; inside voices, straight to directed area; walking only).
9. We strive to hang up our bags, zip them closed and keep verandahs clean at all times.



To positively transform lives; in our school; in Jesus' name.